

SUPREME LODGE GRANT PROGRAM

Cheryl D Volden
Territory 46 Manager


Changes for 2015 – 2016

- ▶ Applications open on May 1 and close on June 30
- ▶ Attendance at the International Convention in Nashville is a **MUST** for consideration
 - Attendance records will be verified
 - Territory Managers will be notified who met the qualifications


What's Important

- ▶ Territory Managers should be presented with all relevant information on the proposed projects
 - Ask them to visit and review the project with them
 - Explain the project(s) to them
 - The more they know the better for rankings


What's Important (cont'd)

- ▶ Be prepared
 - ▶ Keep your Territory Manager informed on your projects
 - ▶ Documentation is important
 - ▶ Pictures are important
 - ▶ Benefits to the membership are important
- 

Examples of Approved Items

- ▶ Flooring Replacement
 - ▶ Front Door Replacement
 - ▶ Electrical upgrade
 - ▶ Restroom upgrades
 - ▶ Lighting upgrades
 - ▶ Parking lots
 - ▶ Security Cameras
- 

Examples of Approved Items (cont'd)

- ▶ Security doors
 - ▶ Lobby remodel
 - ▶ Fire Suppression System
 - ▶ Gutters
 - ▶ Heating, Ventilation & Air Conditioning Systems
 - ▶ Deck Repair
 - ▶ New or Replacement Roofs
- 


Lessons Learned

- ▶ Denial Letter provided additional information
 - Inform your Territory Manager of your proposed projects and how they will enhance your lodge
 - Submit specific bids for each project whenever possible
 - It is unlikely that you will be funded if you submit estimated costs with no justification
 - Very few lodges received the capped amount of \$25,000
 - Goal was to help as many lodges as possible

Lessons Learned (cont'd)

- ▶ Note how the lodge is going to contribute to the project
 - Financial contribution or volunteer labor
 - Note how partial funding of the grant will allow you to move forward with the project with additional support (financial or otherwise) from the membership
 - Let us know exactly how your lodge is going to help contribute to the project
 - It is more likely that you will be awarded a grant if you have raised some money or will contribute to the project that you believe is essential to your lodge

Lessons Learned (cont'd)

- ▶ If multiple projects are listed identify specific costs for each project in order of importance
 - Many of the awards were for one or more specific projects listed in a single grant request
 - ▶ Size of the lodge makes little difference as long as you show you operate as a TRUE fraternal unit
 - Grants were approved for lodges ranging from 50 to 2,000 members
 - None were awarded for lodges operating as a “bar”
- 

Lessons Learned (cont'd)

- ▶ Don't wait till the last minute!
 - Issues with submissions can be addressed prior to the deadline if submitted early
 - Issues with submitting through the Admin Menu caused distress and frustration
 - Rely on your Territory Manager for assistance
 - Type in Word and then cut & paste into the screen

Timeline

- ▶ Information should be sent within the next two to three weeks
- ▶ Applications open on May 1
- ▶ Applications must be completed by June 30
- ▶ Ranking by Territory Managers
 - Visits in month of July
 - Ranking completed by 1st week in August
- ▶ Ranking by Regional Managers 2nd week in August

Timeline (cont'd)

- ▶ Supreme Council Rankings 3rd & 4th week of August
 - ▶ Grant work can begin as early as September 1st
 - ▶ All projects will have until April 30th to be completed
- 